













GRADE No.	N12	N11	N10	N9	N8	N7	N6	N5	N4	N3	N2	N1
VALUE	50	25	12.5	6.3	3.2	1.6	0.8	0.4	0.2	0.1	0.05	0.025
SYMBOL												

Technical drawing of a rectangular plate with dimensions in mm. The drawing shows two views: a front view and a side view.

**Front View (Left):**

- Overall width: 44 mm
- Overall height: 124,5 mm
- Bottom-left corner dimensions: 19 mm (width) and 40,5 mm (height)
- Bottom-right corner dimensions: 25 mm (width) and 40,5 mm (height)

**Side View (Right):**

- Overall width: 75 mm
- Overall height: 165 mm

**NOTE.**

1. ALL DIMENSIONS ARE IN mm
2. REMOVE SHARP EDGES AND BURRS

1. ALL DIMENSIONS ARE IN mm
2. REMOVE SHARP EDGES AND BURRS



**BEML LIMITED**  
NEW FRONTIERS. NEW DREAMS